



OKLAHOMA STATEWIDE
virtual-charter-school-board
LEADING CHANGE. DELIVERING CHOICE.

Oklahoma Statewide Virtual Charter School Board

Oklahoma Statewide Virtual Charter School Board

Chairman:
Robert Franklin

Vice-Chairman:
Brandon Tatum

Clerk of the Board:
Barry Beauchamp

Members:
Matthew Hamrick
Phyllis Shepherd

Ex-officio Members:
Ryan Walters
Secretary of
Education

Joy Hofmeister
State Superintendent
of Public Instruction

EPIC One on One Charter Board (Community Strategies, Inc)

Douglas R. Scott
Chairman
Betsy Brown
Secretary
Mike Cantrell
Adam Reynolds
Kathryn Stehno

December
2020

Annual Report of EPIC One on One Charter School (EPIC)

In an effort to provide transparency in its oversight practices, the Statewide Virtual Charter School Board (SVCSB) provides an annual report for each charter school it authorizes. The annual report seeks to provide virtual charter school stakeholders with a summary of key data in the areas of academic performance, organizational capacity, and financial responsibility.

The Oklahoma Charter School Act requires authorizers to provide charter school oversight based on an established Performance Framework. This annual report reflects data for Year 1, the baseline year, and for Year 2 of the charter contract term (70 O.S. § 1-137).

Enrollment is the starting point for analysis. It puts in perspective the width and breadth with which other information is presented and analyzed.

Fall Enrollment 2018 – 2019 School Year

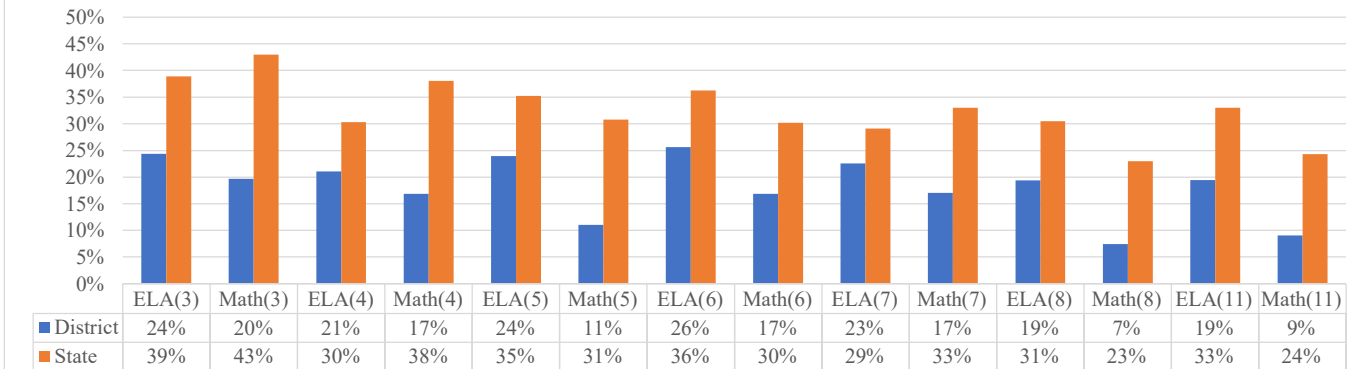
	Total	White	Black	American Indian	Asian	Two or More	Hispanic
State Total	698,586	338,631	59,248	91,888	16,942	68,546	123,331
		48.5%	8.5%	13.2%	2.4%	9.8%	17.7%
EPIC One on One Charter	13,532	9,095	614	2,536	104	4	1,179
		67.2%	4.5%	18.7%	0.8%	0.0%	8.7%
Elementary	4,244	2,967	184	705	37	0	351
		69.9%	4.3%	16.6%	0.9%	0.0%	8.3%
Middle	2,792	1,890	136	497	27	0	242
		67.7%	4.9%	17.8%	1.0%	0.0%	8.7%
High	6,496	4,238	294	1,334	40	4	586
		65.2%	4.5%	20.5%	0.6%	0.1%	9.0%

Academic Performance

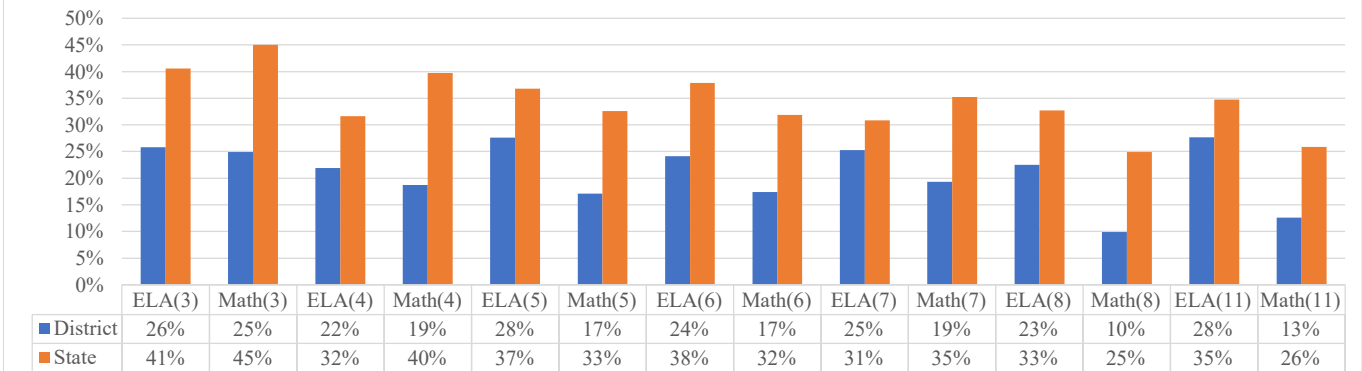
This section includes information from Oklahoma School Testing Program assessments given to all students, students in Special Education (with an IEP), and students that are Economically Disadvantaged. For these reports, results for full academic year (FAY) and non-full academic year (NFAY) students are shown.

The charts on the following pages give information for all student results for English Language Arts (ELA) and math for grades 3 through 8 and 11 for EPIC and the state. Information for Special Education (IEP) and Economically Disadvantaged subgroups is also displayed.

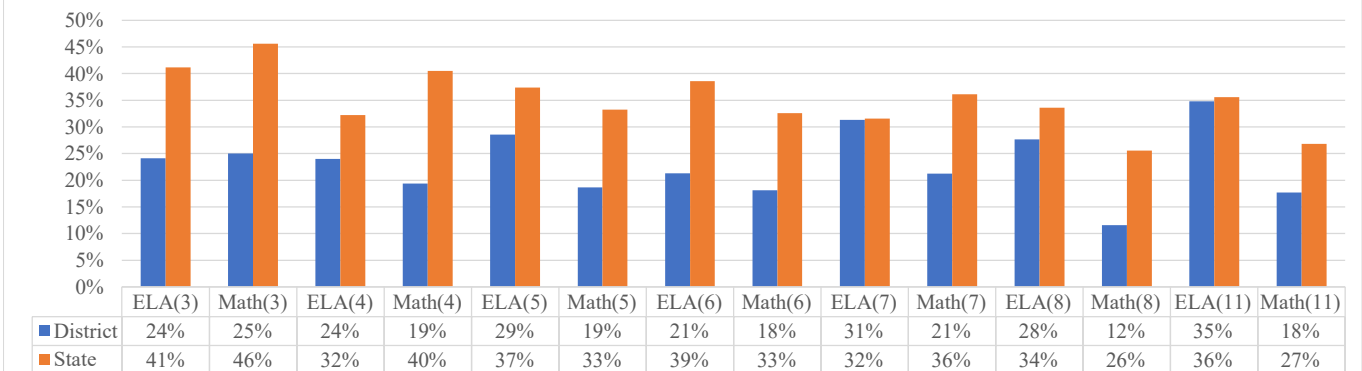
**Epic One on One Charter (All Students)
Percent of Students Scoring Proficient and Above (Spring 2019)
English Language Arts (ELA) and Math**



**Epic One on One Charter (All Students, Two or More Years)
Percent of Students Scoring Proficient and Above (Spring 2019)
English Language Arts (ELA) and Math**

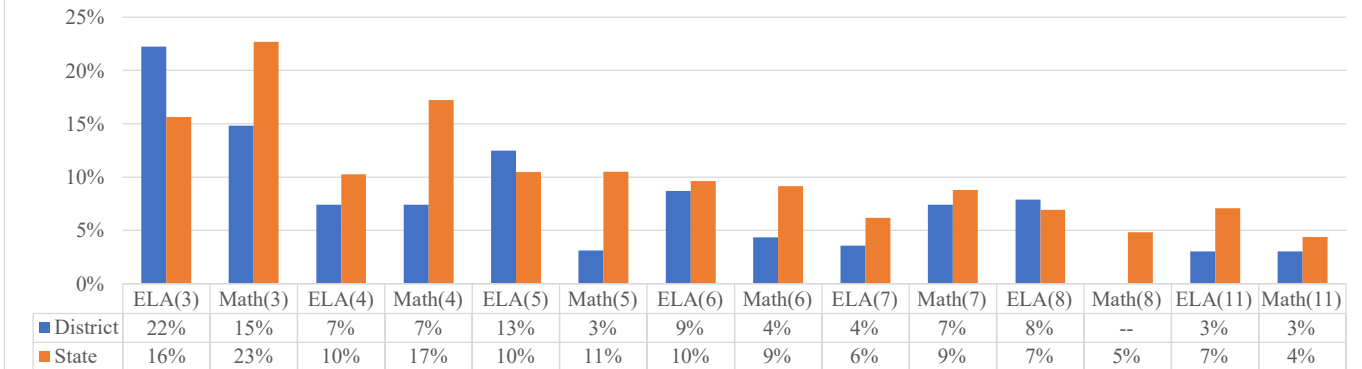


**Epic One on One Charter (All Students, Three or More Years)
Percent of Students Scoring Proficient and Above (Spring 2019)
English Language Arts (ELA) and Math**

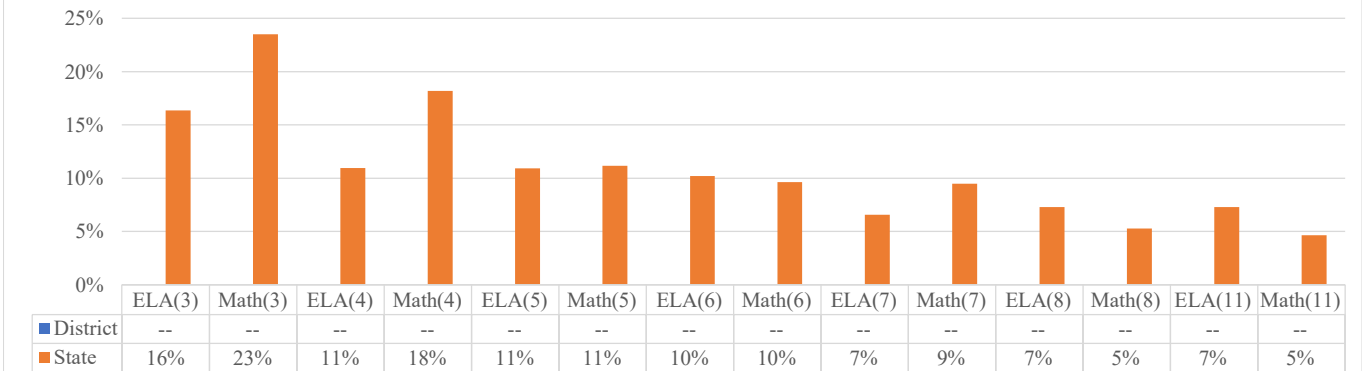


-- : No Student Tested under the Specific Category / No Data / Data Protected by Privacy Laws

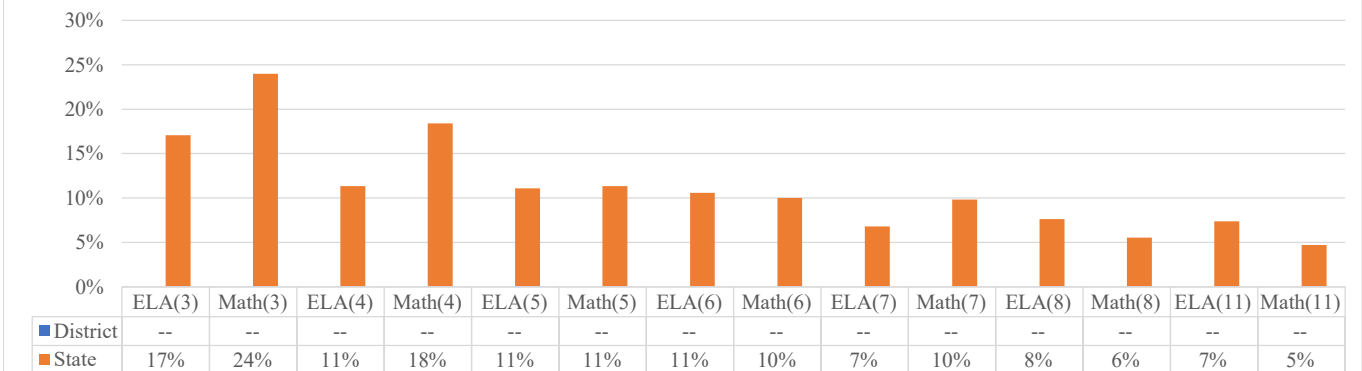
**Epic One on One Charter (Special Ed)
Percent of Students Scoring Proficient and Above (Spring 2019)
English Language Arts (ELA) and Math**



**Epic One on One Charter (Special Ed, Two or More Years)
Percent of Students Scoring Proficient and Above (Spring 2019)
English Language Arts (ELA) and Math**

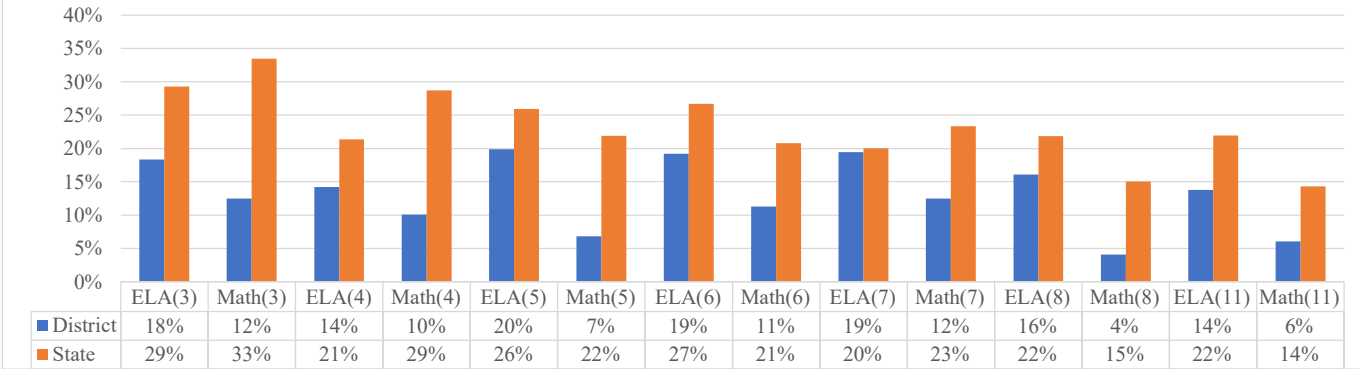


**Epic One on One Charter (Special Ed, Three or More Years)
Percent of Students Scoring Proficient and Above (Spring 2019)
English Language Arts (ELA) and Math**

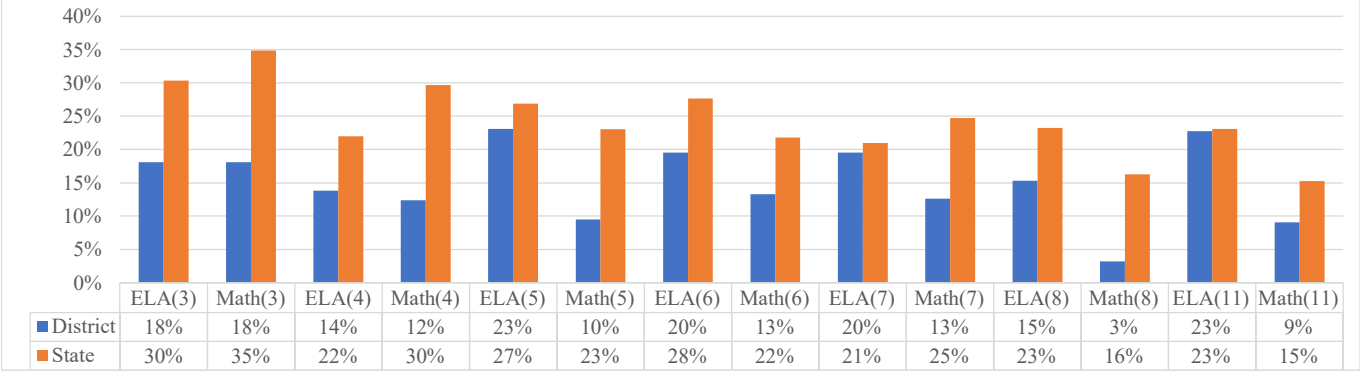


-- : No Student Tested under the Specific Category / No Data / Data Protected by Privacy Laws

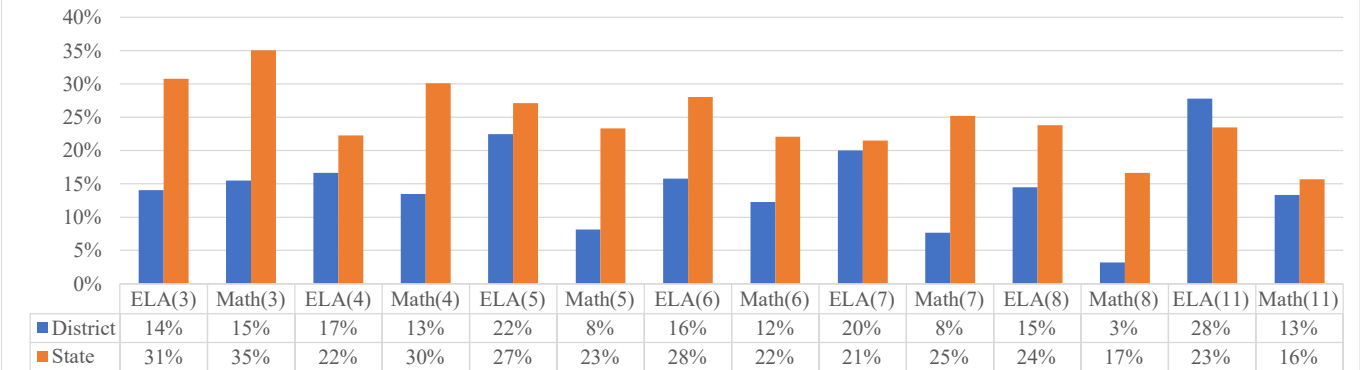
**Epic One on One Charter (Economically Disadvantaged)
Percent of Students Scoring Proficient and Above (Spring 2019)
English Language Arts (ELA) and Math**



**Epic One on One Charter (Economically Disadvantaged, Two or More Years)
Percent of Students Scoring Proficient and Above (Spring 2019)
English Language Arts (ELA) and Math**



**Epic One on One Charter (Economically Disadvantaged, Three or More Years)
Percent of Students Scoring Proficient and Above (Spring 2019)
English Language Arts (ELA) and Math**



-- : No Student Tested under the Specific Category / No Data / Data Protected by Privacy Laws

Based on highest score, EPIC students from the Graduating Class of 2019 averaged a composite score of 16.6 on the ACT compared to a composite score of 18.9 from the Oklahoma Graduating Class of 2019 with 1,387 EPIC students participating.

The on-time graduation rate for the Graduating Class of 2019 for the State of Oklahoma and Oklahoma schools is not yet published. EPIC’s 2018 graduation rate was 44% compared to the Oklahoma graduation rate of 86%. In 2017, EPIC’s graduation rate was 36% compared to a state rate of 83%. In 2020, EPIC reported 72% of its eligible seniors graduated within the school year.

EPIC reported college and career readiness opportunities for the 2019-2020 school year in the following areas:

- 902 students in Oklahoma Career Technology Centers participated in various training programs, and
- Twenty-six students entered military commitments.

An additional indicator of academic performance and career and college readiness is the college remediation rate. The chart below indicates the three-year average remediation rate of high school graduating classes 2016 through 2018 for Oklahoma and EPIC students. This rate includes college freshmen taking at least one remedial course in math, English, science, or reading.

	Oklahoma	EPIC
Percentage taking at least one remedial course	37.5%	40.5% (105 of 259)

Organizational Performance

Organizational Structure

In the EPIC Application for Renewal of Authorization, the following school design elements are outlined: 1) EPIC model based on a high level of parental options and choice; 2) customized learning plan for each student; 3) customer service; 4) performance pay; 5) face-to-face direct instruction; 6) educational looping; 7) support tools; and 8) learning fund.

Appropriate policies and procedures appear to ensure student access, equity, and safety.

Governance

EPIC maintained stability in membership, meeting at least quarterly as required in Oklahoma statute. Compliance with the Open Meeting Act was observed in records and in meetings attended. Board membership is indicated on page 1 of this report.

Accreditation

As of the date of this report, the State Department of Education has tabled a decision regarding the accreditation status of Epic One-on-One Charter School.

Attendance

The percentage of students considered in good attendance during the 2018-2019 school year as compared to the State percentage of 85.97%:

Elementary	99.85%
Middle School	99.45%
High School	99%

Student Support

In addition to the support students receive from traditional education support services, EPIC provided the following information related to additional student support systems:

- Homework Help, a 24/7 hotline providing direct assistance, was accessed in the 2019-2020 school year by 13,502 students.
- Summer Bridging is an eight-week initiative that requires EPIC teachers to meet weekly with students not on grade level. 3,318 students in grades 2-8 participated in this program.

Performance Framework School Goals

Goal 1: Increase the percentage of students achieving State Test Proficiency on a Normed Learning Gain to 80% or higher in Math and ELA district wide.

Due to Covid, EPIC One on One students did not participate in state testing in the 2019-2020 school year. Therefore, State Test Proficiency cannot be calculated. 80.00% of EPIC One on One students achieved a Normed Learning Gain in Math or ELA district-wide during the 2019-20 school year.

Goal 2: Achieve 90% participation in the new EPIC Next Step Program. Progress toward this goal has been made in that 18% and 54% of students participated in 2017-2018 and 2018-2019, respectively. 76% of students are expected to participate in 2019-2020.

82.2% of EPIC One on One students participated in the EPIC Next Step Program.

Goal 3: Continue to have independent financial and SDE Accreditation audits with no findings or deficiencies. In the 2018-2019 school year, a deficiency was received on EPIC's District Accreditation Report.

Information related to this goal is unknown at this time.

Financial Performance

For the 2018-2019 school year, EPIC's financial audit was conducted by CBEW Professional Group, LLP. The audit, presented to and approved by the EPIC governing board on March 23, 2020, contained a summary of the auditor's results with no findings of material weakness(es), significant deficiencies or material noncompliance noted.

In 2019-2020, EPIC submitted quarterly financial reports to the SVCSB. These reports are signed and verified by the school's treasurer. With the exception of the second quarter prior to the mid-term state aid adjustment, reports indicate appropriate cash flow of the school.

In 2019, Oklahoma Governor Kevin J. Stitt tasked the Oklahoma State Auditor and Inspector's office with conducting an investigative audit on Epic Charter Schools, including Epic One-on-One. Due to this current and ongoing audit and other investigation processes, no additional data is included in this report.

Fiscal Year 2020 EPIC Funding	
State Funding	
Allocated Foundational State Aid	\$96,221,901.00
Allocated Textbooks	\$733,528.01
Allocated Reading Sufficiency Act	\$112,945.88
Allocated Personnel Benefits	\$7,947,548.28
Total State Funding	<u>\$105,015,923.17</u>
Federal Funding	
Allocated Title I, Part A	\$2,572,298.20
Allocated Title I, Part A Subpart 2	\$21,524.15
Allocated Title I, Part D	\$23,891.79
Allocated Title II, Part A	\$438,408.67
Supplemental School Improvement	\$50,000.00
Special Education Professional Development District	\$39,356.00
Allocated IDEA, Part B Special Education	\$2,860,834.08
Allocated IDEA, Part B Pre-school	\$37,385.64
CARES Act	\$2,098,782.70
COVID Assist	\$209,856.00
Total Federal Funding	<u>\$5,758,514.88</u>

Management Company

EPIC is contracted with Epic Youth Services LLC (EYS), a private, for-profit company, for products and services including but not limited to: administration and supervision of personnel; materials, equipment and facilities; development of curriculum and school operations plan; furniture, fixtures, equipment, and supplies; and arrangement of transportation and food services as necessary. For these provisions, EYS invoices the school a management fee of 10% of collected revenues. Additionally, the management company bills the school directly for reimbursement of payroll to teachers employed by EYS. The contract between the school and the management company most recently amended and approved by the school's governing board on December 7, 2020, is active and remains in place.